

Access Sonata



One Screen, Four Formats

Access Sonata—a motorized screen and masking system linked electronically provides *four* different projection formats at the touch of a button—all in a ceiling recessed Access case.

A flat black mask on a second motor-in-roller converts the projection screen to your choice of four formats: 1:1.33 NTSC, 1:1.78 HDTV, 1:1.85 WideScreen and 1:2.35 CinemaScope.

During format change, the center line and width of the viewing surface remain constant while the mask and projection screen move simultaneously into their factory preset positions.

Access Sonata—*one screen, four formats. Unlimited possibilities.*

Access Sonata/Series V—Features Draper's Tab Tensioning System for a perfectly flat projection surface. Choose M1300, M2500 or HiDef Grey. See page 14 for more on the benefits of Tab Tensioning.

Access Sonata/Series E—Your choice of a conventional viewing surface: fiberglass matt white, glass beaded or acoustically transparent AT1200.

System Options

- **Extra Drop**—12" black drop standard for all screens in both Series. Extra black drop available up to a total screen height of 100".

Nominal Diagonal	Screen Image	Masked Image	Masked Image	Masked Image	Series V		Series E	
	NTSC 3:4 H x W	HDTV 9:16 H x W	WideScreen 1:1.85 H x W	CinemaScope 1:2.35 H x W	Case* Length	Net Wt. (lbs.)	Case* Length	Net Wt. (lbs.)
6'	42½" x 56½"	32" x 56½"	30½" x 56½"	24" x 56½"	6'11½"	100	6'4½"	100
7'	50" x 66½"	37½" x 66½"	36" x 66½"	28½" x 66½"	7'10½"	110	7'2½"	110
8'/100"	60" x 80"	45" x 80"	43" x 80"	34" x 80"	9'	130	8'4½"	130
10'	69" x 92"	51½" x 92"	50" x 92"	39" x 92"	—	—	9'4½"	135
10'	72" x 96"	54" x 96"	52" x 96"	41" x 96"	10'5¼"	135	—	—
11'	78" x 104"	58½" x 104"	56" x 104"	44½" x 104"	11'2¾"	140	10'4½"	140
150"	87" x 116"	65" x 116"	63" x 116"	49½" x 116"	12'2¾"	150	11'4½"	150



1:1.33 NTSC



1:1.78 HDTV

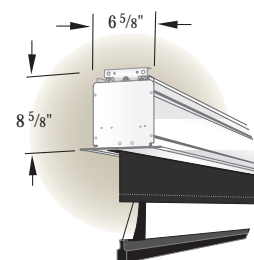


1:1.85 WideScreen



1:2.35 CinemaScope

- **Black Masking Borders**—Borders are standard for all screens in both Series.
- **Control Options**—Refer to page 5. Single station 6-button wall switch standard. Compatible with Sonata ir remote control.



U.S. Patent 6,137,629.
Other patents pending

Access MultiView



One Screen, Two Formats

Access MultiView—a motorized screen and independently motorized masking system provides *dual* format projection—all in a ceiling recessed Access case.


Select a projection screen in HDTV or WideScreen format up to 10' wide. A flat black mask on a second motor-in-roller converts the screen to a NTSC video format by masking the right and left sides of the viewing surface. The height of the viewing surface remains constant.

Access MultiView/Series V—Features Draper's Tab Tensioning System for a perfectly flat projection surface. Choose M1300, M2500 or HiDef Grey. See page 14 for more on the benefits of Tab Tensioning.


Access MultiView/Series E—Your choice of a conventional viewing surface: fiberglass matt white, glass beaded or acoustically transparent AT1200.

System Options

- **Extra Drop**—12" black drop standard for all screens in both Series. Extra black drop available up to a total screen height of 90".
- **Black Masking Borders**—Borders are standard for all screens in both Series.
- **Control Options**—Screen and mask are independently controlled, each by a standard 3-position rocker switch. Options include a 24v, 6-button, single gang wall switch that controls both motors; two wireless IR remote controls; or two wall switches with built-in IR receivers and one transmitter.



1:1.78 HDTV or 1:1.85 WideScreen



1:1.33 NTSC

Nominal Diagonal	From 9:16 HDTV or		From 1:1.85 WideScreen		To 3:4 NTSC Video		Series V		Series E	
	Nominal Diagonal	Open Image Area (9:16)	Nominal Diagonal	Open Image Area (1:1.85)	Nominal Diagonal	Masked Image Area (3:4)	Case* Length	Net Wt. (lbs.)	Case* Length	Net Wt. (lbs.)
92"	45" x 80"	95"	45" x 83"	75"	45" x 60"	9'2¼"	85	8'8½"	85	
106"	52" x 92"	109"	52" x 96"	86"	52" x 69"	10'5"	95	9'9½"	95	
123"	60" x 107"	126"	60" x 111"	100"	60" x 80"	11'8"	110	11'5½"	110	
133"	65" x 116"	136"	65" x 120"	108"	65" x 87"	12'7"	135	11'9½"	135	

*Extra drop, beyond the 12" that is standard, increases length of case on Series V screens. Built-in controls will increase length of case.

